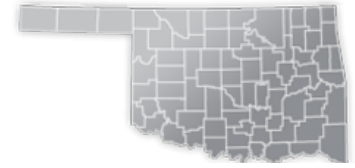




OKLAHOMA STATE

COUNTY SEAT:
OKLAHOMA CITY



NEED: CHILDREN NEEDING CARE WHILE PARENTS WORK

AGE	CHILD POPULATION	CHILDREN WITH WORKING PARENTS	
	NUMBER	NUMBER	PERCENT
0-5	302,792	187,748	62.0%
6-12	361,743	248,464	68.7%
0-12	664,535	436,212	65.6%

AVAILABILITY: LICENSED CHILD CARE

	NUMBER OF FACILITIES	TOTAL CAPACITY	DHS SUBSIDY
STATE TOTAL	3,038	117,031	55.6%
CENTERS	1,433	102,543	63.5%
HOMES	1,605	14,488	48.5%

AFFORDABILITY: CHILD CARE COST

CENTERS AVERAGE FULL-TIME WEEKLY		HOMES AVERAGE FULL-TIME WEEKLY	
UNDER 1	\$148.37	UNDER 1	\$120.83
1 YEAR	\$139.75	1 YEAR	\$116.91
2 YEARS	\$147.02	2 YEARS	\$113.40
3 YEARS	\$124.31	3 YEARS	\$113.17
4-5 YEARS	\$115.94	4-5 YEARS	\$110.06
KINDERGARTEN+	\$97.38	KINDERGARTEN+	\$99.73

7% of children whose parents work receive child care paid for by OKDHS subsidy.

n/a: no facilities operate in the county, - no data reported for county

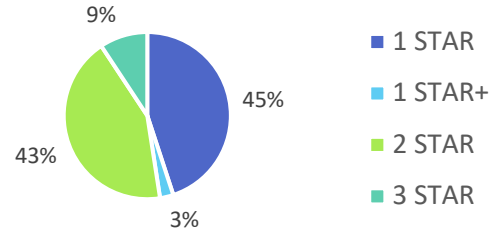
EARLY EDUCATION

AGE	4 YEAR OLD PRE-KINDERGARTEN		KINDERGARTEN	
	½ DAY	FULL DAY	½ DAY	FULL DAY
# OF SITES	101	766	17	847
# ENROLLED	4,959	35,484	59	51,818

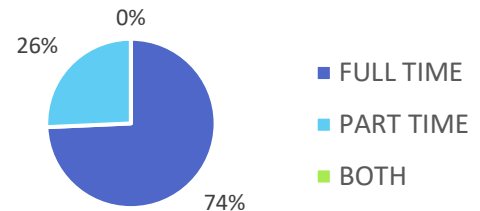
73.7% of 4 year olds are enrolled in a full or part day Pre-K program.

98.9% of 5 year olds are enrolled in a full or part day Kindergarten program.

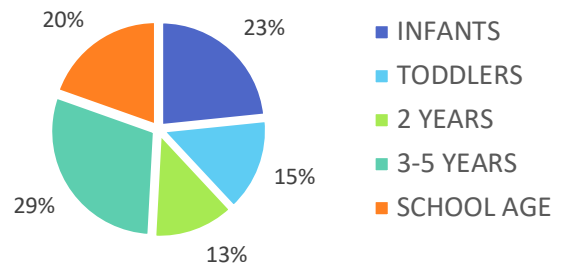
QUALITY: STAR RATINGS FOR CHILD CARE FACILITIES



AMOUNT OF CARE SOUGHT



AGES FOR WHOM CARE IS SOUGHT



NON-TRADITIONAL SCHEDULES SOUGHT

