

OKLAHOMA CHILD CARE & EARLY EDUCATION DATA

Select Another County Select County

★ STATE PROFILE

Oklahoma State

State Capitol: Oklahoma City

State Summary - PDF

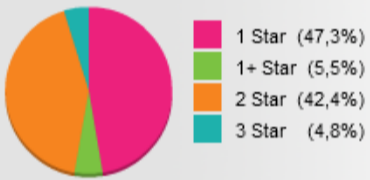


Need Children Needing Care While Parents Work

Age	Child Population	Children With Working Parents	
	Number	Number	Percent
0-5	293,763	164,415	56.0%
6-12	348,662	169,743	48.7%
0-12	642,425	334,158	52.0%

Quality

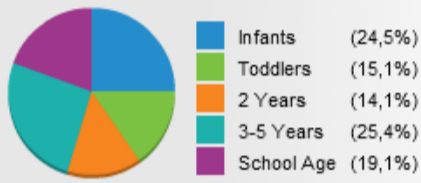
Star Ratings For Child Care Facilities



88.9% of children receiving DHS subsidies receive child care in 2 or 3 star facilities.

Requests To R&R

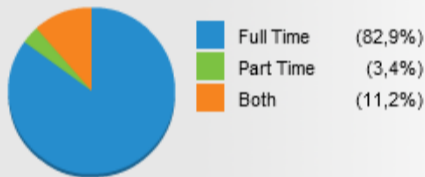
Ages for Whom Care is Sought



Received requests for providers serving children with special needs. *N/A*

Received requests for providers speaking a specific non-English language or sign language. *N/A*

Amount of Care Sought

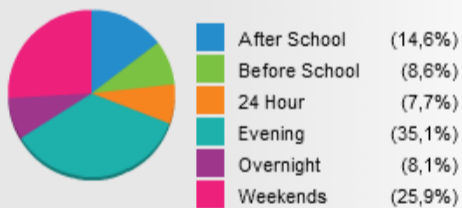


Availability

Licensed Child Care

	Number of Facilities	Total Capacity	% Facilities accepting DHS Subsidies
County Total	4,561	136,534	59.9%
Centers	1,751	111,948	66.6%
Homes	2,810	24,586	55.7%

Non Traditional Schedules Sought



Affordability

Child Care Cost

	Centers Average Full Time Weekly	Homes Average Full Time Weekly
Under 1	\$115.77	\$94.89
1 Year	\$108.57	\$92.98
2 Years	\$100.98	\$88.80
3 Years	\$97.35	\$87.60
4-5 Years	\$89.55	\$85.87
Kindergarten+	\$77.83	\$79.33

11.9% of children whose parents work receive child care paid for by OKDHS subsidy.

Early Education

	4 Year Old Pre-Kindergarten		Kindergarten	
	1/2 DAY	FULL DAY	1/2 DAY	FULL DAY
NO. of Programs	122	432	31	515
NO. Enrolled	15,735	21,420	4,095	46,868

70.3% of 4 year olds are enrolled in a full or part day Pre-K program.

98.8% of 5 year olds are enrolled in a full or part day Kindergarten program.