

OKLAHOMA CHILD CARE & EARLY EDUCATION DATA

Select Another County

★ STATE PROFILE

Oklahoma State

State Capitol: Oklahoma City

State Summary - PDF



Need Children Needing Care While Parents Work

Age	Child Population	Children With Working Parents	
	Number	Number	Percent
0-5	304,136	177,189	58.3%
6-12	335,300	227,543	67.9%
0-12	639,436	404,731	63.3%

Quality

Star Ratings For Child Care Facilities



91.8% of children receiving DHS subsidies receive child care in 2 or 3 star facilities.

Availability

Licensed Child Care

	Number of Facilities	Total Capacity	% Facilities accepting DHS Subsidies
County Total	4,911	145,903	74.8%
Centers	1,943	119,661	70.5%
Homes	2,968	26,242	77.4%

Affordability

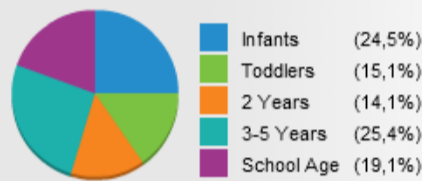
Child Care Cost

	Centers Average Full Time Weekly	Homes Average Full Time Weekly
Under 1	\$101.58	Under 1 \$97.53
1 Year	\$96.12	1 Year \$94.91
2 Years	\$89.35	2 Years \$89.27
3 Years	\$85.20	3 Years \$86.03
4-5 Years	\$79.15	4-5 Years \$82.67
Kindergarten+	\$71.67	Kindergarten+ \$78.77

10.7% of children whose parents work receive child care paid for by OKDHS subsidy.

Requests To R&R

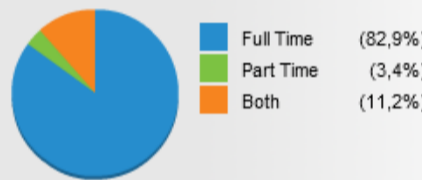
Ages for Whom Care is Sought



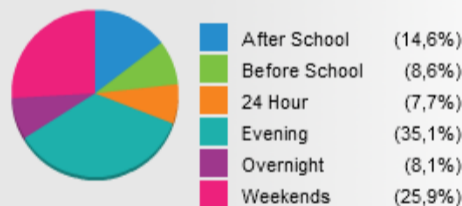
Received requests for providers serving children with special needs. *N/A*

Received requests for providers speaking a specific non-English language or sign language. *N/A*

Amount of Care Sought



Non Traditional Schedules Sought



Early Education

	4 Year Old Pre-Kindergarten		Kindergarten	
	1/2 DAY	FULL DAY	1/2 DAY	FULL DAY
NO. of Programs	373	463	185	758
NO. Enrolled	17,413	17,039	9,995	39,449

69.5% of 4 year olds are enrolled in a full or part day Pre-K program.

98.7% of 5 year olds are enrolled in a full or part day Kindergarten program.