

OKLAHOMA CHILD CARE & EARLY EDUCATION DATA

★ STATE PROFILE

Oklahoma State

State Capitol: Oklahoma City

State Summary - PDF



Need Children Needing Care While Parents Work

Age	Child Population	Children With Working Parents	
	Number	Number	Percent
0-5	316,500	189,499	59.9%
6-12	361,743	248,190	68.6%
0-12	678,243	437,689	64.5%

Quality

Star Ratings For Child Care Facilities



96.3% of children receiving DHS subsidies receive child care in 2 or 3 star facilities.

Availability

Licensed Child Care

	Number of Facilities	Total Capacity	% Facilities accepting DHS Subsidies
County Total	3,438	124,200	58.1%
Centers	1,539	107,434	66.1%
Homes	1,899	16,766	51.6%

Affordability

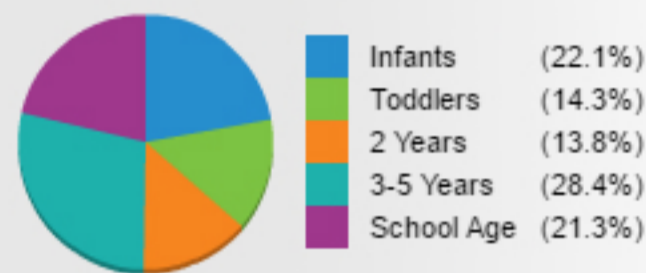
Child Care Cost

	Centers Average Full Time Weekly	Homes Average Full Time Weekly
Under 1	\$128.20	Under 1 \$106.38
1 Year	\$119.61	1 Year \$106.24
2 Years	\$111.69	2 Years \$102.67
3 Years	\$120.20	3 Years \$101.27
4-5 Years	\$102.50	4-5 Years \$98.79
Kinder-garten+	\$81.94	Kinder-garten+ \$88.12

7.2% of children whose parents work receive child care paid for by OKDHS subsidy.

Requests To R&R

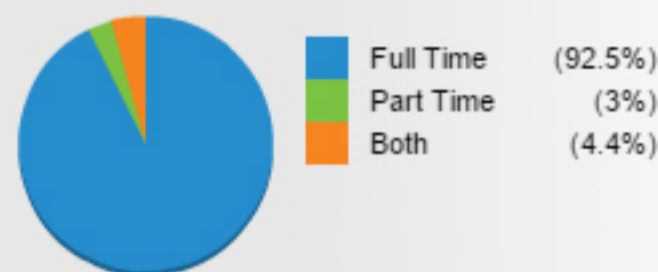
Ages for Whom Care is Sought



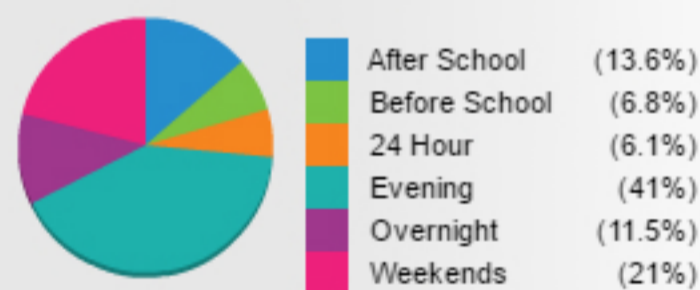
Received requests for providers serving children with special needs. *N/A*

Received requests for providers speaking a specific non-English language or sign language. *N/A*

Amount of Care Sought



Non Traditional Schedules Sought



Early Education

	4 Year Old Pre-Kindergarten		Kindergarten	
	1/2 DAY	FULL DAY	1/2 DAY	FULL DAY
NO. of Programs	164	716	40	862
NO. Enrolled	6,261	33,144	1,064	52,391

75.3% of 4 year olds are enrolled in a full or part day Pre-K program.

100.0% of 5 year olds are enrolled in a full or part day Kindergarten program.