

OKLAHOMA CHILD CARE & EARLY EDUCATION DATA

Select Another County

★ STATE PROFILE

Oklahoma State

State Capitol: Oklahoma City

State Summary - PDF



Download PDF

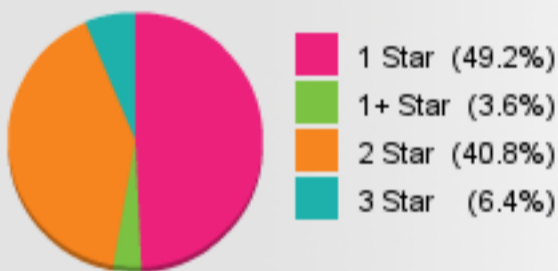


Need Children Needing Care While Parents Work

Age	Child Population	Children With Working Parents	
	Number	Number	Percent
0-5	316,500	187,217	59.2%
6-12	361,743	252,102	69.7%
0-12	678,243	439,319	64.8%

Quality

Star Ratings For Child Care Facilities



94.5% of children receiving DHS subsidies receive child care in 2 or 3 star facilities.

Availability

Licensed Child Care

	Number of Facilities	Total Capacity	% Facilities accepting DHS Subsidies
County Total	3,842	130,979	59.9%
Centers	1,649	111,672	65.4%
Homes	2,193	19,307	55.7%

Affordability

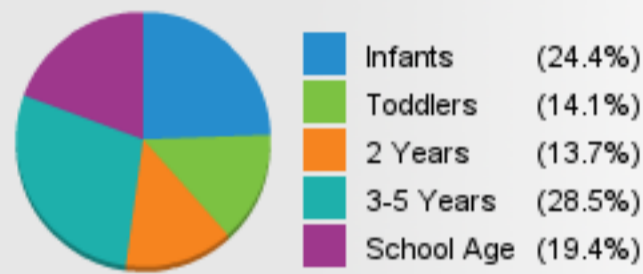
Child Care Cost

	Centers Average Full Time Weekly	Homes Average Full Time Weekly
Under 1	\$123.62	\$101.17
1 Year	\$116.00	\$98.89
2 Years	\$106.90	\$94.65
3 Years	\$103.36	\$93.36
4-5 Years	\$95.17	\$91.48
Kindergarten+	\$84.17	\$84.55

7.6% of children whose parents work receive child care paid for by OKDHS subsidy.

Requests To R&R

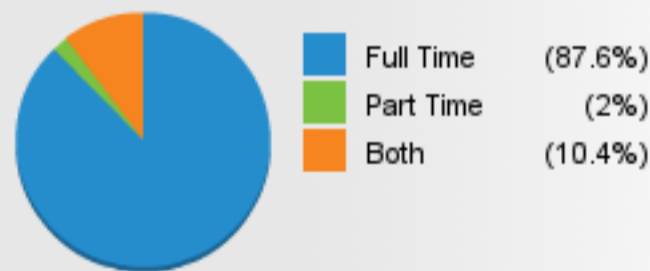
Ages for Whom Care is Sought



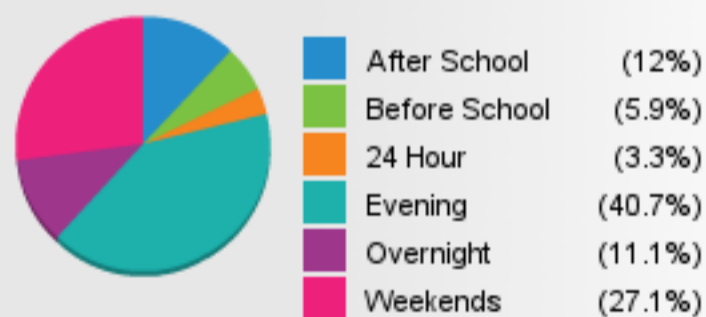
Received requests for providers serving children with special needs. **N/A**

Received requests for providers speaking a specific non-English language or sign language.

Amount of Care Sought



Non Traditional Schedules Sought



Early Education

	4 Year Old Pre-Kindergarten		Kindergarten	
	1/2 DAY	FULL DAY	1/2 DAY	FULL DAY
NO. of Districts	105	444	19	515
NO. Enrolled	13,342	26,391	2,305	50,682

76.0% of 4 year olds are enrolled in a full or part day Pre-K program.

100.0% of 5 year olds are enrolled in a full or part day Kindergarten program.