

OKLAHOMA CHILD CARE & EARLY EDUCATION DATA

Select Another County

★ STATE PROFILE

Oklahoma State

State Capitol: Oklahoma City

State Summary - PDF

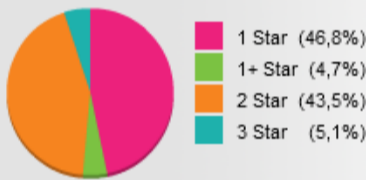


Need Children Needing Care While Parents Work

Age	Child Population	Children With Working Parents	
	Number	Number	Percent
0-5	316,500	179,346	56.7%
6-12	361,743	251,604	69.6%
0-12	678,243	430,950	63.5%

Quality

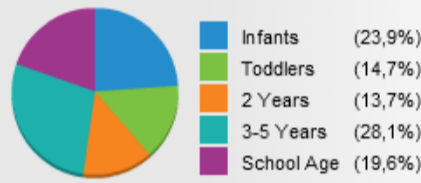
Star Ratings For Child Care Facilities



91.6% of children receiving DHS subsidies receive child care in 2 or 3 star facilities.

Requests To R&R

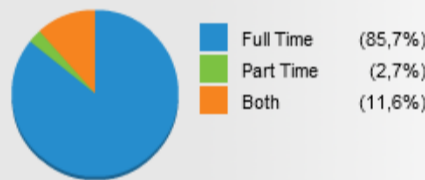
Ages for Whom Care is Sought



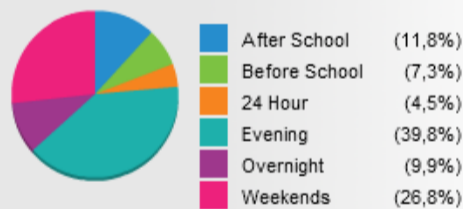
Received requests for providers serving children with special needs. *N/A*

Received requests for providers speaking a specific non-English language or sign language.

Amount of Care Sought



Non Traditional Schedules Sought



Early Education

	4 Year Old Pre-Kindergarten		Kindergarten	
	1/2 DAY	FULL DAY	1/2 DAY	FULL DAY
NO. of Programs	110	437	26	514
NO. Enrolled	14,667	23,532	3,853	48,031

73.0% of 4 year olds are enrolled in a full or part day Pre-K program.

99.1% of 5 year olds are enrolled in a full or part day Kindergarten program.

Availability

Licensed Child Care

	Number of Facilities	Total Capacity	% Facilities accepting DHS Subsidies
County Total	4,343	136,663	60.5%
Centers	1,743	113,778	66.6%
Homes	2,600	22,885	56.5%

Affordability

Child Care Cost

	Centers Average Full Time Weekly	Homes Average Full Time Weekly
Under 1	\$118.68	\$96.43
1 Year	\$111.44	\$95.08
2 Years	\$102.80	\$90.55
3 Years	\$109.75	\$89.38
4-5 Years	\$90.42	\$87.87
Kindergarten+	\$80.18	\$81.41

8.6% of children whose parents work receive child care paid for by OKDHS subsidy.